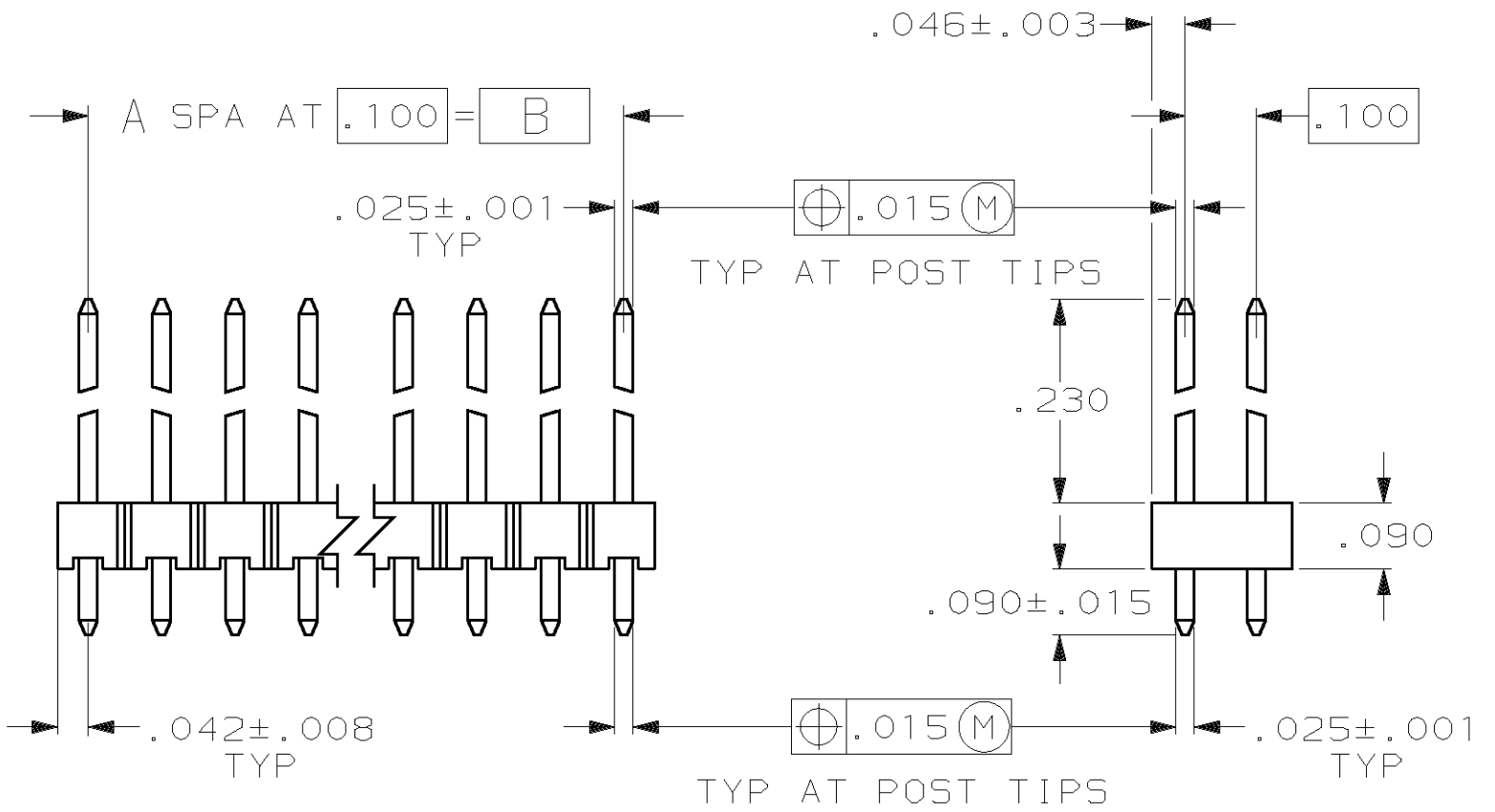
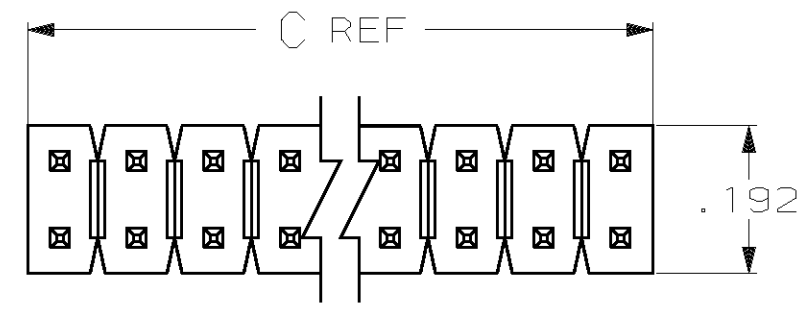


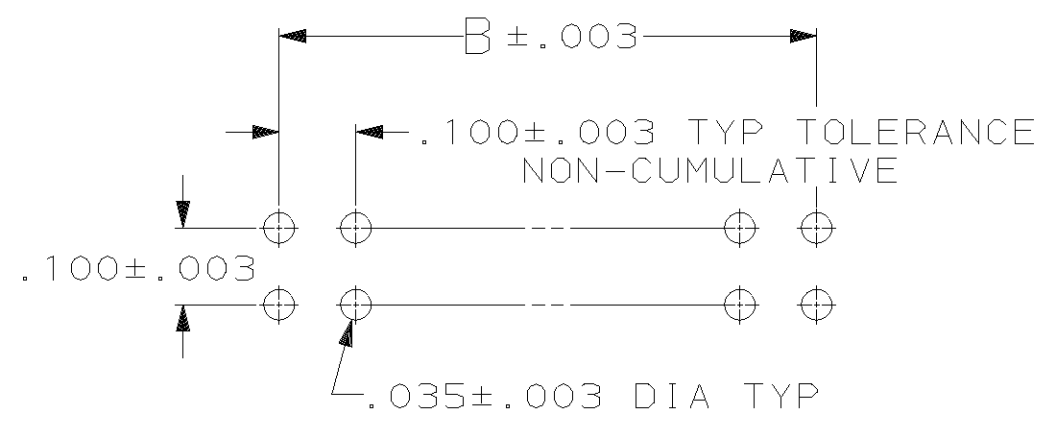
THIS DRAWING IS UNPUBLISHED. RELEASED FOR PUBLICATION, 19  
 © COPYRIGHT 19 BY AMP INCORPORATED, HARRISBURG, PA. ALL INTERNATIONAL RIGHTS RESERVED. AMP PRODUCTS MAY BE COVERED BY U.S. AND FOREIGN PATENTS AND/OR PATENTS PENDING.

| REVISIONS |   |      |     |                         |         |          |
|-----------|---|------|-----|-------------------------|---------|----------|
| P         | F | ZONE | LTR | DESCRIPTION             | DATE    | APPROVED |
|           |   |      | E   | REV PER OG3C-0249-99    | 03FEB00 | BH       |
|           |   |      | F   | REV PER EC OG3C-0495-03 | 09MAR04 | JG       |



|       |       |    |           |                      |           |
|-------|-------|----|-----------|----------------------|-----------|
| 3.984 | 3.900 | 39 | 80        | 4                    | -103777-0 |
| 3.884 | 3.800 | 38 | 78        | 3                    | -9        |
| 3.784 | 3.700 | 37 | 76        | 3                    | -8        |
| 3.684 | 3.600 | 36 | 74        | 3                    | -7        |
| 3.584 | 3.500 | 35 | 72        | 3                    | -6        |
| 3.484 | 3.400 | 34 | 70        | 3                    | -5        |
| 3.284 | 3.300 | 33 | 68        | 3                    | -4        |
| 3.284 | 3.200 | 32 | 66        | 3                    | -3        |
| 3.184 | 3.100 | 31 | 64        | 3                    | -2        |
| 3.084 | 3.000 | 30 | 62        | 3                    | -1        |
| 2.984 | 2.900 | 29 | 60        | 3                    | -0        |
| 2.884 | 2.800 | 28 | 58        | 2                    | -9        |
| 2.784 | 2.700 | 27 | 56        | 2                    | -8        |
| 2.684 | 2.600 | 26 | 54        | 2                    | -7        |
| 2.584 | 2.500 | 25 | 52        | 2                    | -6        |
| 2.484 | 2.400 | 24 | 50        | 2                    | -5        |
| 2.384 | 2.300 | 23 | 48        | 2                    | -4        |
| 2.284 | 2.200 | 22 | 46        | 2                    | -3        |
| 2.184 | 2.100 | 21 | 44        | 2                    | -2        |
| 2.084 | 2.000 | 20 | 42        | 2                    | -1        |
| 1.984 | 1.900 | 19 | 40        | 2                    | -0        |
| 1.884 | 1.800 | 18 | 38        | 1                    | -9        |
| 1.784 | 1.700 | 17 | 36        | 1                    | -8        |
| 1.684 | 1.600 | 16 | 34        | 1                    | -7        |
| 1.584 | 1.500 | 15 | 32        | 1                    | -6        |
| 1.484 | 1.400 | 14 | 30        | 1                    | -5        |
| 1.384 | 1.300 | 13 | 28        | 1                    | -4        |
| 1.284 | 1.200 | 12 | 26        | 1                    | -3        |
| 1.184 | 1.100 | 11 | 24        | 1                    | -2        |
| 1.084 | 1.000 | 10 | 22        | 1                    | -1        |
| .984  | .900  | 9  | 20        | 1                    | -0        |
| .884  | .800  | 8  | 18        |                      | -9        |
| .784  | .700  | 7  | 16        |                      | -8        |
| .684  | .600  | 6  | 14        |                      | -7        |
| .584  | .500  | 5  | 12        |                      | -6        |
| .484  | .400  | 4  | 10        |                      | -5        |
| .384  | .300  | 3  | 8         |                      | -4        |
| .284  | .200  | 2  | 6         |                      | -3        |
| .184  | .100  | 1  | 4         |                      | -2        |
| .084  |       |    | 2         |                      | 103777-1  |
| C     | B     | A  | NO OF POS | ASSEMBLY PART NUMBER |           |

- ASSEMBLIES MAY BE BROKEN TO THE DESIRED NUMBER OF POSITIONS
  - TRUE POSITION TOLERANCE OF THE POST TIPS APPLIES WHEN THE HEADERS ARE HELD FLAT AGAINST THE PRINTED CIRCUIT BOARD
- △ .000100-.000200 MATTE TIN-LEAD OVER .000050 NICKEL ENTIRE POST



RECOMMENDED HOLE LAYOUT

|   |                            |   |         |            |
|---|----------------------------|---|---------|------------|
| UNLESS OTHERWISE SPECIFIED DIMENSIONS ARE IN INCHES.<br>TOLERANCES ON :<br>DECIMALS ± .005<br>ANGLES ± _____<br>MATERIAL - HOUSING: FLAME RETARDANT THERMOPLASTIC COLOR-BLACK<br>POST: PHOSPHOR BRONZE<br>FINISH<br>POSTS △ | CONTRACT NO                | <b>AMP</b>   AMP INCORPORATED<br>Harrisburg, Pa.                                      |         |            |
|   | DR 7-25-85<br>L. RINGLEY   |   |         | NAME       |
|   | CHK 7-25-85<br>R. ELICKER  | ASSEMBLY, MOD II, HEADER, BREAKAWAY, DOUBLE ROW, .100X .100CL, WITH .025 SQUARE POSTS |         |            |
|   | APPD 7-25-85<br>R. ELICKER | SIZE  | FSCM NO | DRAWING NO |
| APPD 7-25-85<br>R. ELICKER  | DSGN APPD                  | C   | 00779   | 103777     |
| OTHER APPD  | SCALE                      | 4:1   | SHEET 1 |            |